



# 工作站

Workstation



## Integrated Desk 站坐皆可操作 桌用型



## Combo 螢幕鍵盤整合 壁掛型



## Thin Client 螢幕鍵盤分離 壁掛型



## Accessories 配件



# H10WST



Clamp Base  
夾桌配件  
可夾在桌緣



Grommet Base  
穿孔配件  
可穿桌孔對鎖



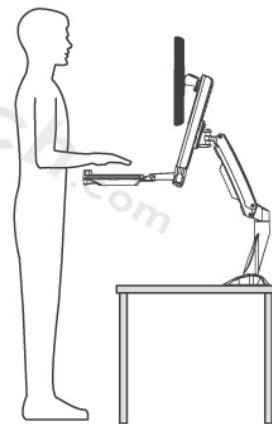
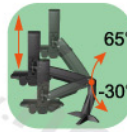
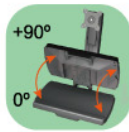
2~8 kg  
(4.4~17.6lbs)

Screen  
可載重量  
(顯示器)



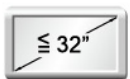
2.5 kg  
(5.6lbs)

Keyboard tray  
可載重量  
(鍵盤托架)

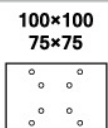


Integrated Desk 桌用型工作站

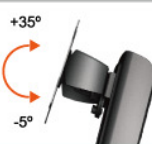
適用吋數  
Screen



適用孔距  
VESA



上下俯仰  
Tilt



水平垂直旋轉  
Rotate



左右轉向  
Swivel



理線功能  
Cable Management



螢幕升降範圍  
Height Adjust



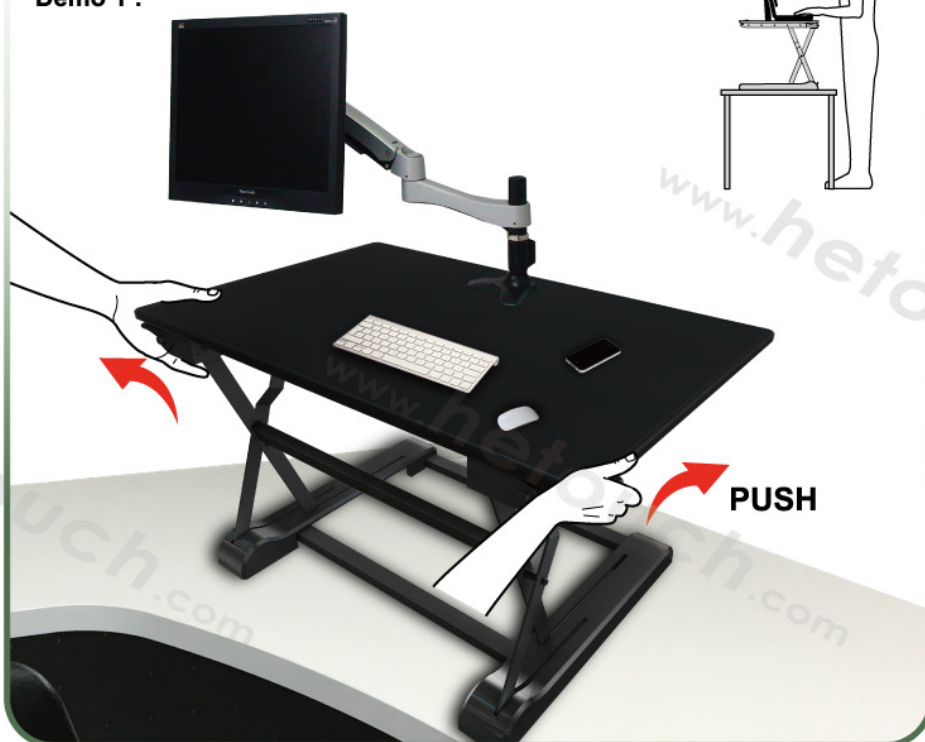
扭力鬆緊調整  
Torque Adjust



H000WED



Demo 1 :

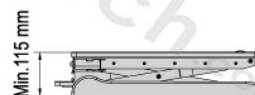
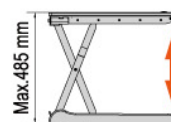


Integrated Desk 桌用型工作站

安全鎖  
Lock

應用圖例  
Dimensional Illustrations

高低調整  
Height Adjust



H000WED



Demo 2 :



Integrated Desk 桌用型工作站

安全鎖  
Lock



應用圖例  
Dimensional Illustrations



高低調整  
Height Adjust



H10ORW  
H10ORW-M



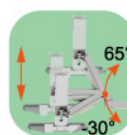
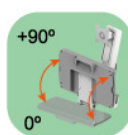
H20ORW



**Screen**  
可載重量  
(顯示器)



**Keyboard tray**  
可載重量  
(鍵盤托架)



H10OEW  
H10OEW-M



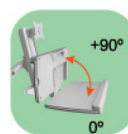
H20OEW



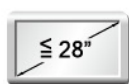
**Screen**  
可載重量  
(顯示器)



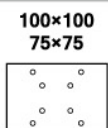
**Keyboard tray**  
可載重量  
(鍵盤托架)



適用吋數  
Screen



適用孔距  
VESA



上下俯仰  
Tilt



水平垂直旋轉  
Rotate



左右轉向  
Swivel



理線功能  
Cable Management



螢幕升降範圍  
Height Adjust



扭力鬆緊調整  
Torque Adjust



### H8812W



2~10 kg  
(4.4~22lbs)

**Screen**  
可載重量  
(顯示器)

2.5 kg  
(5.6lbs)

**Keyboard tray**  
可載重量  
(鍵盤托架)



### H8812W-A

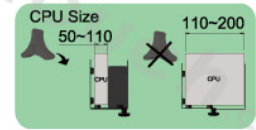


### H02APC



(CPU is not included,  
出貨不包含主機)

18 kg  
(39.6lbs)



### H8822W



2~10 kg  
(4.4~22lbs)

**Screen**  
可載重量  
(顯示器)

2.5 kg  
(5.6lbs)

**Keyboard tray**  
可載重量  
(鍵盤托架)



### H8822W-A



### H01AOM



(Mouse is not included,  
出貨不包含滑鼠)

適用吋數 Screen	適用孔距 VESA	上下俯仰 Tilt	水平垂直旋轉 Rotate	左右轉向 Swivel	理線功能 Cable Management	螢幕升降範圍 Height Adjust	扭力鬆緊調整 Torque Adjust
≧ 32"	100×100 75×75	+90° -20°	360°	+90°		+65° -30°	